

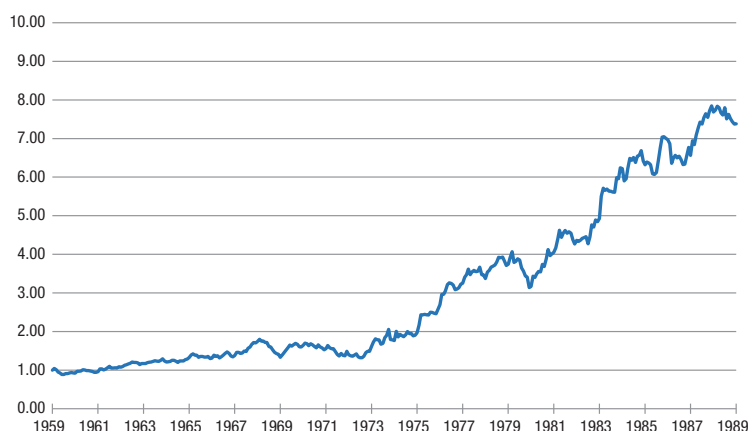
AT A GLANCE

Identifying the Value Opportunity in Intangible Assets

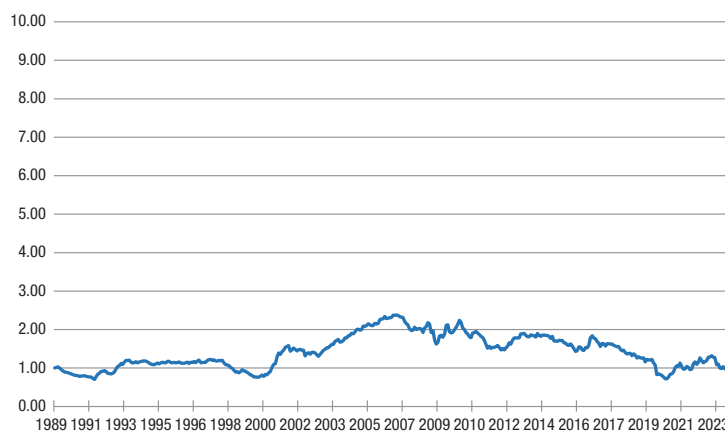
Times have changed

- Prior to 1990, performance of value indexes relied heavily on the Price-to-Book (P/B) ratio as the primary determinant. This means a company's value was based more on their tangible assets, such as physical infrastructure to build cars, or extract and refine oil. Indexes such as the S&P 500 Value Index, MSCI USA Value Index, or Russell 1000 Value Index still predominantly rely on a Price-to-Book screen.
- Now, more companies are asset light by providing services or products that are differentiated by intangible assets, such as their design, innovation, or their significant research & development, and intellectual property.

Relative Performance of Cheapest Stocks Based on Price-to-Book vs Highest (1960-1989)



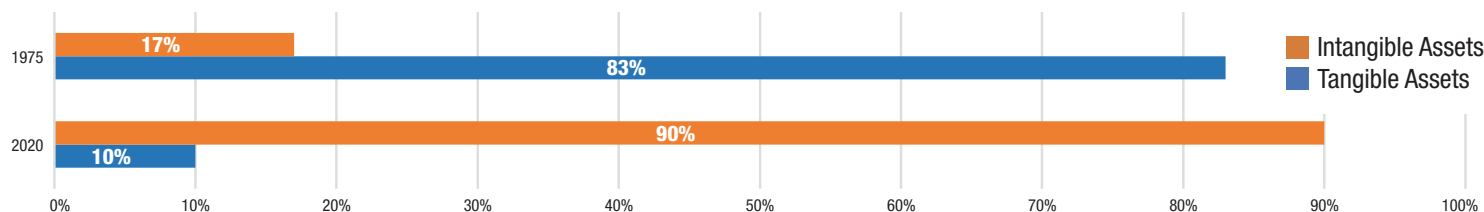
Relative Performance of Cheapest Stocks Based on Price-to-Book vs Highest (1990-2023)



Source: Fama French, Pacer Advisors. **PAST PERFORMANCE IS NOT INDICATIVE OF FUTURE RESULTS.**

Today, only 10% of the value of the S&P 500 contains tangible assets. The rest has all gone towards intangibles.

Components of S&P 500 Market Value (2020)



Source: As of 7/1/2020; <https://www.oceantomo.com/intangible-asset-market-value-study/>.

More Free Cash Flow Is Tied to Intangible Assets

- While Price-to-Book or other accrual-based accounting measures may still be useful in comparing companies engaging in physical activities, the majority of companies with a high share of intangible assets are misjudged.
- A more modernized approach to value is through use of Free Cash Flow Yield (FCFY). While FCFY does not explicitly focus on intangible assets, the metric has historically been more successful in identifying quality companies with a high share of intangible assets that are trading at a discount. The Pacer US Cash Cows 100 ETF (COWZ) uses Free Cash Flow Yield for this reason.

The Pacer US Cash Cows 100 (COWZ) ETF

PAST PERFORMANCE IS NO GUARANTEE OF FUTURE RESULTS.

COWZ Overall Morningstar Rating 5 stars: Class ETF Shares, Mid-Cap Value category; 380 funds. 3-year rating 5 stars; 380 funds. 5-year rating 5 stars; 363 funds. 10-year period not rated. Ratings reflect risk-adjusted performance. Overall Morningstar Rating for a fund is derived from a weighted average of the performance figures associated with its 3-, 5- and 10-year (if applicable) Morningstar Rating metrics.



Morningstar Rating™

Overall rating out of 380 funds included in Morningstar Mid-Cap Value category, based on risk-adjusted returns as of 3/31/24.



PACER ETFs

877-337-0500 ■ www.paceretfs.com

Performance (%) as of 3/31/24

Ticker	Total Expenses	Fund Inception		Total Returns (%) as of 3/31/24			Total Returns (%) as of 3/31/24				
				1 Month	3 Month	YTD	1 Year	3 Year	5 Year	Since Fund Inception	
Pacer US Cash Cows 100 ETF	COWZ	0.49%	12/16/16	NAV	8.06	12.30	12.30	26.24	14.83	17.59	14.65
				Market Price	8.15	12.25	12.25	26.28	14.79	17.50	14.61
Pacer US Cash Cows 100 Index					8.14	12.47	12.47	26.93	15.42	18.08	15.13
Russell 1000 Value Index ¹					5.00	8.99	8.99	20.27	8.11	10.32	9.16
Russell 1000 Index					3.21	10.30	10.30	29.87	10.45	14.76	14.05

⁽¹⁾The Value Index listed above is being included to provide a performance comparison of a value index, which the Adviser believes is a more suitable comparison based on the investment strategy of the Fund.

Returns less than one year are cumulative.

Source: US Bank, FTSE Russell and S&P. **Performance quoted represents past performance and does not guarantee future results. Investment return and principal value will fluctuate, so shares may be worth more or less when redeemed or sold. Current performance may be lower or higher than the performance quoted. Visit www.paceretfs.com for the most recent month-end performance. Index returns are for illustrative purposes only. Index performance does not reflect any management fees, transaction costs or expenses. You cannot invest directly in an index.**

Russell 1000 Value Index is a market-capitalization weighted index representing approximately 1000 large- and mid cap value stocks in the Russell 3000 Index.

Russell 1000 Index is a market-capitalization weighted index representing the top 1000 large-cap stocks in the Russell 3000 Index.

S&P 500 Value Index measures the performance of the large-capitalization value sector in the US equity market.

MSCI USA Value Index captures large, mid and small cap US securities exhibiting overall value style characteristics, defined using book value to price, 12-month forward earnings to price, and dividend yield.

Free cash flow yield measures a company's total free cash flow relative to its enterprise value. It is an internal statistic and does not constitute investor yield.

P/B ratio is a financial ratio used to compare a company's current market value to its book value.

To learn more about how to incorporate COWZ into your portfolio, contact your financial advisor or visit www.paceretfs.com.

Before investing you should carefully consider the Fund's investment objectives, risks, charges, and expenses. This and other information is in the prospectus. A copy may be obtained by visiting www.paceretfs.com or calling 1-877-337-0500. Please read the prospectus carefully before investing.

An investment in the Funds is subject to investment risk, including the possible loss of principal. Pacer ETF shares may be bought and sold on an exchange through a brokerage account. Brokerage commissions and ETF expenses will reduce investment returns. There can be no assurance that an active trading market for ETF shares will be developed or maintained. The risks associated with this fund are detailed in the prospectus and could include factors such as calculation methodology risk, concentration risk, equity market risk, ETF risks, high portfolio turnover risk, large- and mid-capitalization investing risk, passive investment risk, tracking risk, sector risk, style risk, and/or special risks of exchange traded funds.

Frank Russell Company ("Russell") is the source and owner of the trademarks, service marks and copyrights related to the Russell Indexes. Russell® is a trademark of Frank Russell Company. Neither Russell nor its licensors accept any liability for any errors or omissions in the Russell Indexes and / or Russell ratings or underlying data and no party may rely on any Russell Indexes and / or Russell ratings and / or underlying data contained in this communication. No further distribution of Russell Data is permitted without Russell's express written consent. Russell does not promote, sponsor or endorse the content of this communication.

The Russell 1000 Value Index (the "Index") is a trademark of Frank Russell Company ("Russell") and has been licensed for use by Index Design Group, LLC ("IDG"). The Pacer US Cash Cows 100 Index is not in any way sponsored, endorsed, sold or promoted by Russell or the London Stock Exchange Group companies ("LSEG") (together the "Licensor Parties") and none of the Licensor Parties make any claim, prediction, warranty or representation whatsoever, expressly or impliedly, either as to (i) the results to be obtained from the use of the Index (upon which the Pacer US Cash Cows 100 Index is based), (ii) the figure at which the Index is said to stand at any particular time on any particular day or otherwise, or (iii) the suitability of the Index for the purpose to which it is being put in connection with the Pacer US Cash Cows 100 Index. None of the Licensor Parties have provided or will provide any financial or investment advice or recommendation in relation to the Index to IDG or to its clients. The Index is calculated by Russell or its agent. None of the Licensor Parties shall be (a) liable (whether in negligence or otherwise) to any person for any error in the Index or (b) under any obligation to advise any person of any error therein.

2020 Morningstar, Inc. All rights reserved. The information contained herein: (1) is proprietary to Morningstar and/or its content providers; (2) may not be copied or distributed; and (3) is not warranted to be accurate, complete, or timely. Neither Morningstar nor its content providers are responsible for any damages or losses arising from any use of this information. Past performance is no guarantee of future results.

The Morningstar Rating™ for funds, or "star rating", is calculated for managed products (including mutual funds, variable annuity and variable life subaccounts, exchange-traded funds, closed-end funds, and separate accounts) with at least a three-year history. Exchange-traded funds and open-ended mutual funds are considered a single population for comparative purposes. It is calculated based on a Morningstar Risk-Adjusted Return measure that accounts for variation in a managed product's monthly excess performance, placing more emphasis on downward variations and rewarding consistent performance. The Morningstar Rating does not include any adjustment for sales load. The top 10% of products in each product category receive 5 stars, the next 22.5% receive 4 stars, the next 35% receive 3 stars, the next 22.5% receive 2 stars, and the bottom 10% receive 1 star. The Overall Morningstar Rating for a managed product is derived from a weighted average of the performance figures associated with its three-, five-, and 10-year (if applicable) Morningstar Rating metrics. The weights are: 100% three- year rating for 36-59 months of total returns, 60% five-year rating/40% three-year rating for 60-119 months of total returns, and 50% 10-year rating/30% five-year rating/20% three-year rating for 120 or more months of total returns. While the 10-year overall star rating formula seems to give the most weight to the 10-year period, the most recent three-year period actually has the greatest impact because it is included in all three rating periods.

Pacer Cash Cows ETFs™ and Cash Cows Index® are registered trademarks of Index Design Group, LLC.

© 2024, Pacer Financial, Inc., All rights reserved.

Distributor: Pacer Financial, Inc., member FINRA, SIPC, an affiliate of Pacer Advisors, Inc.

NOT FDIC INSURED | MAY LOSE VALUE | NOT BANK GUARANTEED

PCR20210517_COWZOP 3/31/24
ETF220005



PACER ETFs

877-337-0500 ▪ www.paceretfs.com